

MOCK EXAMS 2023

	Seite
Mögliche Themenbereiche des <i>Speaking Test</i>	1
Mock Exams - Aufgabenbeispiele zur Vorbereitung auf den <i>Speaking Test</i>	
01 bis 06 (2er-Gruppen)	2
07 bis 08 (3er-Gruppen)	32
Checkliste zur Erstellung von Übungsmaterialien zum <i>Speaking Test</i>	44

Zur Orientierung: mögliche Themenbereiche des *Speaking Test*

(siehe auch LehrplanPLUS, kein Anspruch auf Vollständigkeit)

personality	<i>development, special needs, goals, decisions, emotions, inspiration</i>
life	<i>growing up, childhood, adolescence, parenting, getting older</i>
life skills	<i>repairing, creating, handcrafting, doing chores, helping others, solving problems, organising, celebrating, performing, moving house, etc.</i>
habits	<i>customs, traditions in families, generations, groups, regions, countries</i>
community	<i>peers, family, neighbourhood, interest groups, organisations</i>
time	<i>past / history, present, future / utopia</i>
food	<i>varieties, eating & cooking habits, growing, buying, processing</i>
health	<i>life balance, fitness, sports, competitions, routines, relaxation</i>
education	<i>school, subjects, exams, motivation, teaching, learning, improving</i>
jobs	<i>internships, volunteering, application, worklife, internationality, success</i>
environment	<i>nature, protection, sustainability, globalisation, cities, issues today</i>
society	<i>engagement, democracy, participation, inclusion, cooperation, charity</i>
technology	<i>inventions, solutions, ideas & visions</i>
consumerism	<i>production, advertisement, trends, making & spending money</i>
travelling	<i>transportation, tourism, interculturality, stereotypes, global issues</i>
media	<i>communication, digitalisation, information, news</i>
arts	<i>literature, photography, music, theatre, movies, series, games, etc.</i>

SPEAKING TEST PART 1

01

General conversation

asking for and giving personal information

Lehrplan PLUS

Say to both candidates:

In this part, I'm going to give you a **topic** to talk about.
Ask each other questions in order to find out about **places you have visited**.
Keep the conversation going.

*Allow the candidates enough time to complete the task without intervention.
If the candidates go off-topic, say: "Please go back to your topic."*

Use only if necessary:

Here is another topic for you.
Talk about **someone you admire**.

Time: 4 minutes (including interlocutor)

SPEAKING TEST PART 2

01

Responding to visual prompts

comparing, contrasting and interpreting pictures/situations;
talking about opinions, likes and dislikes; giving reasons

Lehrplan PLUS

Say to both candidates:

In this part, each of you is going to compare and contrast two pictures and answer one question about them.

Candidate A, you start.

Candidate B, you just listen, I'll give you your task in a moment.

*Allow the candidates enough time to complete the tasks without intervention.
Prompt only if necessary.*

Show the first set of pictures to Candidate A.

Now, **Candidate A**, here are your pictures.
Please compare and contrast the situations shown in them.

Approximately one minute.

Candidate A, what do you consider before **posting content on social media**?
Give reasons for your answer.

Approximately one minute.

Show the second set of pictures to Candidate B.

Now, **Candidate B**, here are your pictures.
Please compare and contrast the situations shown in them.

Approximately one minute.

Candidate B, what are your **ways of reducing stress**?
Give reasons for your answer.

Approximately one minute.

Time: 4 minutes (including interlocutor)

SPEAKING TEST PART 2

01

Lehrplan **PLUS**



photos © clipdealer

01A



01B



photos © clipdealer

SPEAKING TEST PART 3

01

Simulated situation

making and responding to suggestions
discussing opinions; negotiating and making choices

Lehrplan PLUS

Say to both candidates:

In this part, you are going to have a discussion. Talk about the following situation.

You and your friend want to **change one of your habits** in your daily life in order to **save energy**. Choose the one you can **put into practice in the long run**. Give reasons for your decision.

Show the pictures to the candidates.

Here are some pictures to help you, and you may also include your own ideas. Just think about it for a few seconds.

Pause 5 seconds.

I'll say that again.

You and your friend want to **change one of your habits** in your daily life in order to **save energy**. Choose the one you can **put into practice in the long run**. Give reasons for your decision.

Talk with each other.

*Allow the candidates enough time to complete the task without intervention.
Prompt only if necessary.*

Thank you. That's the end of the test.

Time: 4 minutes (including interlocutor)

SPEAKING TEST PART 3

01

Lehrplan PLUS



photos © clipdealer

SPEAKING TEST PART 1

02

General conversation

asking for and giving personal information

Lehrplan PLUS

Say to both candidates:

In this part, I'm going to give you a topic to talk about.
Ask each other questions to find out about **jobs you find attractive**.
Keep the conversation going.

*Allow the candidates enough time to complete the task without intervention.
If the candidates go off-topic, say: "Please go back to your topic."*

Use only if necessary:

Here is another topic for you.
Talk about **apps that you use**.

Time: 4 minutes (including interlocutor)

SPEAKING TEST PART 2

02

Responding to visual prompts

comparing, contrasting and interpreting pictures/situations;
talking about opinions, likes and dislikes; giving reasons

Lehrplan PLUS

Say to both candidates:

In this part, each of you is going to compare and contrast two pictures and answer one question about them.

Candidate A, you start.

Candidate B, you just listen, I'll give you your task in a moment.

*Allow the candidates enough time to complete the tasks without intervention.
Prompt only if necessary.*

Show the first set of pictures to Candidate A.

Now, **Candidate A**, here are your pictures.
Please compare and contrast the situations shown in them.

Approximately one minute.

Candidate A, why is it important for you to **speak a foreign language**?
Give reasons for your answer.

Approximately one minute.

Show the second set of pictures to Candidate B.

Now, **Candidate B**, here are your pictures.
Please compare and contrast the situations shown in them.

Approximately one minute.

Candidate B, what has **someone older than you taught you** that you are **thankful** for?
Give reasons for your answer.

Approximately one minute.

Time: 4 minutes (including interlocutor)

SPEAKING TEST PART 2


02

Lehrplan PLUS



photos © clipdealer

02A



02B



photos © clipdealer

SPEAKING TEST PART 3

02

Simulated situation

making and responding to suggestions
discussing opinions; negotiating and making choices

Lehrplan PLUS

Say to both candidates:

In this part, you are going to have a discussion. Talk about the following situation.

You and your friend want to **prepare a dinner that is eco-friendly**. Draw up a **rank order** of the **most suitable food to get**. Give reasons for your choices.

Show the pictures to the candidates.

Here are some pictures to help you, and you can also include your own ideas.
Just think about it for a few seconds.

Pause 5 seconds.

I'll say that again.

You and your friend want to **prepare a dinner that is eco-friendly**. Draw up a **rank order** of the **most suitable food to get**. Give reasons for your choices.

Talk with each other.

*Allow the candidates enough time to complete the task without intervention.
Prompt only if necessary.*

Thank you. That's the end of the test.

Time: 4 minutes (including interlocutor)

SPEAKING TEST PART 3

02

Lehrplan PLUS



photos © clipdealer

SPEAKING TEST PART 1

03

General conversation

asking for and giving personal information

Lehrplan PLUS

Say to both candidates:

In this part, I'm going to give you a **topic** to talk about.
Ask each other questions to find out **what fashion means to you**.
Keep the conversation going.

*Allow the candidates enough time to complete the task without intervention.
If the candidates go off-topic, say: "Please go back to your topic."*

Use only if necessary:

Here is another topic for you.
Talk about **your daily chores**.

Time: 4 minutes (including interlocutor)

SPEAKING TEST PART 2

03

Responding to visual prompts

comparing, contrasting and interpreting pictures/situations;
talking about opinions, likes and dislikes; giving reasons

Lehrplan PLUS

Say to both candidates:

In this part, each of you is going to compare and contrast two pictures and answer one question about them.

Candidate A, you start.

Candidate B, you just listen, I'll give you your task in a moment.

*Allow the candidates enough time to complete the tasks without intervention.
Prompt only if necessary.*

Show the first set of pictures to Candidate A.

Now, **Candidate A**, here are your pictures.
Please compare and contrast the situations shown in them.

Approximately one minute.

Candidate A, apart from taking pictures, what do you **use your mobile phone** for?
Give reasons for your answer.

Approximately one minute.

Show the second set of pictures to Candidate B.

Now, **Candidate B**, here are your pictures.
Please compare and contrast the situations shown in them.

Approximately one minute.

Candidate B, how do you personally **prepare for an exam**?
Give reasons for your answer.

Approximately one minute.

Time: 4 minutes (including interlocutor)

SPEAKING TEST PART 2


03

Lehrplan **PLUS**



photos © clipdealer

03A



03B



photos © clipdealer

SPEAKING TEST PART 3

03

Simulated situation

making and responding to suggestions
discussing opinions; negotiating and making choices

Lehrplan PLUS

Say to both candidates:

In this part, you are going to have a discussion. Talk about the following situation.

You and your friend are talking about **life goals**. Discuss your opinions and decide on the **most important goal for each of you**. Give reasons for your choices.

Show the pictures to the candidates.

Here are some pictures to help you, and you may also include your own ideas.
Just think about it for a few seconds.

Pause 5 seconds.

I'll say that again.

You and your friend are talking about **life goals**. Discuss your opinions and decide on the **most important goal for each of you**. Give reasons for your choices.

Talk with each other.

*Allow the candidates enough time to complete the task without intervention.
Prompt only if necessary.*

Thank you. That's the end of the test.

Time: 4 minutes (including interlocutor)

SPEAKING TEST PART 3

03

Lehrplan PLUS



photos © clipdealer

SPEAKING TEST PART 1

04

General conversation

asking for and giving personal information

Lehrplan PLUS

Say to both candidates:

In this part, I'm going to give you a **topic** to talk about.
Ask each other questions in order to find out about **your perfect weekend**.
Keep the conversation going.

*Allow the candidates enough time to complete the task without intervention.
If the candidates go off-topic, say: "Please go back to your topic."*

Use only if necessary:

Here is another topic for you.
Talk about **your life in five years**.

Time: 4 minutes (including interlocutor)

SPEAKING TEST PART 2

04

Responding to visual prompts

comparing, contrasting and interpreting pictures/situations;
talking about opinions, likes and dislikes; giving reasons

Lehrplan PLUS

Say to both candidates:

In this part, each of you is going to compare and contrast two pictures and answer one question about them.

Candidate A, you start.

Candidate B, you just listen, I'll give you your task in a moment.

*Allow the candidates enough time to complete the tasks without intervention.
Prompt only if necessary.*

Show the first set of pictures to Candidate A.

Now, **Candidate A**, here are your pictures.
Please compare and contrast the situations shown in them.

Approximately one minute.

Candidate A, what are your **money habits**?
Give reasons for your answer.

Approximately one minute.

Show the second set of pictures to Candidate B.

Now, **Candidate B**, here are your pictures.
Please compare and contrast the situations shown in them.

Approximately one minute.

Candidate B, what **traditions** are important for you and your family?
Give reasons for your answer.

Approximately one minute.

Time: 4 minutes (including interlocutor)

SPEAKING TEST PART 2


04

Lehrplan PLUS



photos © clipdealer

04A



04B



photos © clipdealer

SPEAKING TEST PART 3

04

Simulated situation

making and responding to suggestions
discussing opinions; negotiating and making choices

Lehrplan PLUS

Say to both candidates:

In this part, you are going to have a discussion. Talk about the following situation.

You are taking part in a **training session to become group leaders** of a local youth group. What **skills** are the **most important ones** you would like to develop? Give reasons for your opinions.

Show the pictures to the candidates.

Here are some pictures to help you, and you can also include your own ideas.
Just think about it for a few seconds.

Pause 5 seconds.

I'll say that again.

You are taking part in a **training session to become group leaders** of a local youth group. What **skills** are the **most important ones** you would like to **develop**? Give reasons for your opinions.

Talk with each other.

*Allow the candidates enough time to complete the task without intervention.
Prompt only if necessary.*

Thank you. That's the end of the test.

Time: 4 minutes (including interlocutor)

SPEAKING TEST PART 3

04

Lehrplan PLUS



photos © clipdealer

SPEAKING TEST PART 1

05

General conversation

asking for and giving personal information

Lehrplan PLUS

Say to both candidates:

In this part, I'm going to give you a **topic** to talk about.
Ask each other questions to find out about **someone you show respect to**.
Keep the conversation going.

*Allow the candidates enough time to complete the task without intervention.
If the candidates go off-topic, say: "Please go back to your topic."*

Use only if necessary:

Here is another topic for you.
Talk about your **eating habits**.

Time: 4 minutes (including interlocutor)

SPEAKING TEST PART 2

05

Responding to visual prompts

comparing, contrasting and interpreting pictures/situations;
talking about opinions, likes and dislikes; giving reasons

Lehrplan PLUS

Say to both candidates:

In this part, each of you is going to compare and contrast two pictures and answer one question about them.

Candidate A, you start.

Candidate B, you just listen, I'll give you your task in a moment.

*Allow the candidates enough time to complete the tasks without intervention.
Prompt only if necessary.*

Show the first set of pictures to Candidate A.

Now, **Candidate A**, here are your pictures.
Please compare and contrast the situations shown in them.

Approximately one minute.

Candidate A, some people say: **"Life begins at the end of your comfort zone"**.
Do you agree? Say why.

Approximately one minute.

Show the second set of pictures to Candidate B.

Now, **Candidate B**, here are your pictures.
Please compare and contrast the situations shown in them.

Approximately one minute.

Candidate B, do you think **children can learn a lot from children's books?**
Give reasons for your answer.

Approximately one minute.

Time: 4 minutes (including interlocutor)

SPEAKING TEST PART 2

05

Lehrplan PLUS



photos © clipdealer

05A



05B



photos © clipdealer

SPEAKING TEST PART 3

05

Simulated situation

making and responding to suggestions
discussing opinions; negotiating and making choices

Lehrplan PLUS

Say to both candidates:

In this part, you are going to have a discussion. Talk about the following situation.

You and your friend get the opportunity to **own a robot**. What **tasks** would you **use it for**? Discuss your ideas and **rank them** in order. Explain your choices.

Show the pictures to the candidates.

Here are some pictures to help you, and you can also include your own ideas. Just think about it for a few seconds.

Pause 5 seconds.

I'll say that again.

You and your friend get the opportunity to **own a robot**. What **tasks** would you **use it for**? Discuss your ideas and **rank them** in order. Explain your choices.

Talk with each other.

*Allow the candidates enough time to complete the task without intervention.
Prompt only if necessary.*


Thank you. That's the end of the test.

Time: 4 minutes (including interlocutor)

SPEAKING TEST PART 3

05

Lehrplan PLUS



photos © clipdealer

SPEAKING TEST PART 1

06

General conversation

asking for and giving personal information

Lehrplan PLUS

Say to both candidates:

In this part, I'm going to give you a **topic** to talk about.
Ask each other questions in order to find out about **internships that interest you**.
Keep the conversation going.

*Allow the candidates enough time to complete the task without intervention.
If the candidates go off-topic, say: "Please go back to your topic."*

Use only if necessary:

Here is another topic for you.
Talk about **things you wish you had more time for**.

Time: 4 minutes (including interlocutor)

SPEAKING TEST PART 2

06

Responding to visual prompts

comparing, contrasting and interpreting pictures/situations;
talking about opinions, likes and dislikes; giving reasons

Lehrplan PLUS

Say to both candidates:

In this part, each of you is going to compare and contrast two pictures and answer one question about them.

Candidate A, you start.

Candidate B, you just listen, I'll give you your task in a moment.

*Allow the candidates enough time to complete the tasks without intervention.
Prompt only if necessary.*

Show the first set of pictures to Candidate A.

Now, **Candidate A**, here are your pictures.
Please compare and contrast the situations shown in them.

Approximately one minute.

Candidate A, what would you **like to be famous for**?
Explain why.

Approximately one minute.

Show the second set of pictures to Candidate B.

Now, **Candidate B**, here are your pictures.
Please compare and contrast the situations shown in them.

Approximately one minute.

Candidate B, many people say that **modern technology helps to connect us**.
Do you agree? Say why.

Approximately one minute.

Time: 4 minutes (including interlocutor)

SPEAKING TEST PART 2


06

Lehrplan PLUS



photos © clipdealer

06A



06B



photos © clipdealer

SPEAKING TEST PART 3

06

Simulated situation

making and responding to suggestions
discussing opinions; negotiating and making choices

Lehrplan PLUS

Say to both candidates:

In this part, you are going to have a discussion.

You are planning a **class trip** after your exams. Talk about **ideas that could make your trip more eco-friendly**. Explain your answers.

Show the pictures to the candidates.

Here are some pictures to help you, and you may also include your own ideas.
Just think about it for a few seconds.

Pause 5 seconds.

I'll say that again.

You are planning a **class trip** after your exams. Talk about **ideas that could make your trip more eco-friendly**. Explain your answers.

Talk with each other.

*Allow the candidates enough time to complete the task without intervention.
Prompt only if necessary.*

Thank you. That's the end of the test.

Time: 4 minutes (including interlocutor)

SPEAKING TEST PART 3

06

Lehrplan PLUS



photos © clipdealer

SPEAKING TEST PART 1 (3 cand.)

07

General conversation

asking for and giving personal information

Lehrplan PLUS

Say to the candidates:

In this part, I'm going to give you a **topic** to talk about.
Ask each other questions to find out about **a personal item you could not live without**.
Keep the conversation going.

*Allow the candidates enough time to complete the task without intervention.
If the candidates go off-topic, say: "Please go back to your topic."*

Use only if necessary:

Here is another topic for you.
Talk about **tourist attractions in your home region**.

Time: 5 minutes (including interlocutor)

SPEAKING TEST PART 2 (3 cand.)

07

Responding to visual prompts

comparing, contrasting and interpreting pictures/situations;
talking about opinions, likes and dislikes; giving reasons

Lehrplan PLUS

Say to the candidates:

In this part, each of you is going to compare and contrast two pictures and answer one question about them.

Candidate A, you start. **Candidate B and C**, you just listen, I'll give you your task in a moment.

Allow the candidates enough time to complete the tasks without intervention.

Prompt only if necessary.

Show the first set of pictures to Candidate A.

Now, **Candidate A**, here are your pictures.

Please compare and contrast the situations shown in them.

Approximately one minute.

Candidate A, what are important aspects of a good movie for you?

Give reasons for your opinion.

Approximately one minute. Show the second set of pictures to Candidate B.

Now, **Candidate B**, here are your pictures.

Please compare and contrast the situations shown in them.

Approximately one minute.

Candidate B, some people say: **"Money won't make you happy."**

Do you agree? Explain your answer.

Approximately one minute. Show the third set of pictures to Candidate C.

Now, **Candidate C**, here are your pictures.

Please compare and contrast the situations shown in them.

Approximately one minute.

Candidate C, do you think people should **challenge themselves sometimes**?

Explain your opinion.

Approximately one minute.

Time: 6 minutes (including interlocutor)

SPEAKING TEST PART 2 (3 cand.)


07

Lehrplan PLUS



photos © clipdealer

07A



07B



photos © clipdealer

SPEAKING TEST PART 2 (3 cand.)

07

Lehrplan **PLUS**



photos © clipdealer

07C

SPEAKING TEST PART 3 (3 cand.)

07

Simulated situation

making and responding to suggestions
discussing opinions; negotiating and making choices

Lehrplan PLUS

Say to the candidates:

In this part, you are going to have a discussion. Talk about the following situation.

You're talking about what **life will be like in 100 years**. What **two aspects of life** do you think will **change the most**? Discuss your thoughts and explain your choices.

Show the pictures to the candidates.

Here are some pictures to help you, and you may also include your own ideas.
Just think about it for a few seconds.

Pause 5 seconds.

I'll say that again.

You're talking about what **life will be like in 100 years**. What **two aspects of life** do you think will **change the most**? Discuss your thoughts and explain your choices.

Talk with each other.

*Allow the candidates enough time to complete the task without intervention.
Prompt only if necessary.*

Thank you. That's the end of the test.

Time: 5 minutes (including interlocutor)

SPEAKING TEST PART 3 (3 cand.)

07

Lehrplan PLUS



photos © clipdealer

SPEAKING TEST PART 1 (3 cand.)

08

General conversation

asking for and giving personal information

Lehrplan PLUS

Say to the candidates:

In this part, I'm going to give you a **topic** to talk about.
Ask each other questions in order to find out about **events that attract you most**.
Keep the conversation going.

*Allow the candidates enough time to complete the task without intervention.
If the candidates go off-topic, say: "Please go back to your topic."*

Use only if necessary:

Here is another topic for you.
Talk about **being part of a group**.

Time: 5 minutes (including interlocutor)

SPEAKING TEST PART 2 (3 cand.)

08

Responding to visual prompts

comparing, contrasting and interpreting pictures/situations;
talking about opinions, likes and dislikes; giving reasons

Lehrplan PLUS

Say to the candidates:

In this part, each of you is going to compare and contrast two pictures and answer one question about them.

Candidate A, you start. **Candidate B and C**, you just listen, I'll give you your task in a moment.

Allow the candidates enough time to complete the tasks without intervention.

Prompt only if necessary.

Show the first set of pictures to Candidate A.

Now, **Candidate A**, here are your pictures.

Please compare and contrast the situations shown in them.

Approximately one minute.

Candidate A, what do you consider before **travelling to a big city**?

Give reasons for your answer.

Approximately one minute. Show the second set of pictures to Candidate B.

Now, **Candidate B**, here are your pictures.

Please compare and contrast the situations shown in them.

Approximately one minute.

Candidate B, would you like to **work for a big company or be your own boss** one day?

Explain your ideas.

Approximately one minute. Show the third set of pictures to Candidate C.

Now, **Candidate C**, here are your pictures.

Please compare and contrast the situations shown in them.

Approximately one minute.

Candidate C, how do you **personally experience globalization**?

Explain your thoughts.

Approximately one minute.

Time: 6 minutes (including interlocutor)

SPEAKING TEST PART 2 (3 cand.)


08

Lehrplan PLUS



photos © clipdealer

08A



08B



photos © clipdealer

SPEAKING TEST PART 2 (3 cand.)

08

Lehrplan PLUS



photos © clipdealer

08C

SPEAKING TEST PART 3 (3 cand.)

08

Simulated situation

making and responding to suggestions
discussing opinions; negotiating and making choices

Lehrplan PLUS

Say to the candidates:

In this part, you are going to have a discussion. Talk about the following situation.

You and your friend want to **produce a weekly podcast** about life at your school.
Discuss the **topics you would like to cover**. **Rank them** in order and explain your choices.

Show the pictures to the candidates.

Here are some pictures to help you, and you can also include your own ideas.
Just think about it for a few seconds.

Pause 5 seconds.

I'll say that again.

You and your friend want to **produce a weekly podcast** about life at your school.
Discuss the **topics you would like to cover**. **Rank them** in order and explain your choices.

Talk with each other.

*Allow the candidates enough time to complete the task without intervention.
Prompt only if necessary.*

Thank you. That's the end of the test.

Time: 5 minutes (including interlocutor)

SPEAKING TEST PART 3 (3 cand.)

08

Lehrplan PLUS



photos © clipdealer

Checkliste zur Erstellung

von Übungsmaterialien zum *Speaking Test*, Jgst. 10

allgemein

- Anweisungen möglichst knapp formuliert
- keine thematischen Überschneidungen innerhalb einer Prüfungsnummer
- Diversität, Interkulturalität, Genderparität etc. sind berücksichtigt
- keine offensichtlichen Triggerthemen (Gewalt, Verletzung/Krankheit, Tod/Verlust, ...)
- Bildimpulse: nur Fotos (keine Cliparts), Querformat, keine (englischen) Schriftzüge, keine Markenlogos und keine bekannten Personen

PART 1 General conversation

asking for and giving personal information

topics

- Themen, zu denen **persönliche Informationen** gegeben werden können (*you*-Bezug)
- große Themenbereiche (*jobs, food, communication, peers*), die etwas **eingegrenzt** werden, z. B. *places you have visited, daily chores, people you admire, apps you use*

PART 2 Responding to visual prompts

comparing, contrasting and interpreting pictures/situations;
talking about opinions, likes and dislikes; giving reasons

pictures

- die Bilder stehen symbolhaft für **authentische Lebenssituationen**, die verglichen werden (keine reinen Beschreibungen, kein Vergleich von T-Shirt-Farben etc.)
- beide Bilder haben ein klar erkennbares **Oberthema** (z. B. *people relaxing*)
- **Gemeinsamkeiten und Unterschiede** der Situationen sind erkennbar und benennbar
- inhaltliche Bezugspunkte, um **persönlich Stellung** zu nehmen

follow-up question

- Prüflinge sprechen über eigene **Haltungen und Vorlieben** und **begründen** diese, Fragestellung: **themenbasiert / argumentativ, mit you-Bezug** („*I like it because ...*“)
- nur **eine** Frage (keine Fragenketten) oder **ein** Statement (z. B. *time is money*)
- Frage gibt **neuen Gesprächsimpuls**, führt inhaltlich über den Bildvergleich hinaus

PART 3 Simulated situation

making and responding to suggestions
discussing opinions; negotiating and making choices

tasks

- Prüflinge **diskutieren, begründen, verhandeln ihre Meinungen**, Aufgabe: **themenbasiert / argumentativ, mit Sachbezug** (nicht: „*because I like it*“)
- Aufgabentypen: Einigung, Auswahl von 1, 2, 3 oder beliebig vielen Aspekten, ergebnisoffene Diskussion, Reihenfolge / *rank order*

pictures / prompts

- durchgängig 6 Bildimpulse
- Idealfall: ein Bildimpuls bietet mehrere Gesprächsanregungen