

General information

One of the biggest questions when starting a project is searching for and finding project partners. This information sheet is intended to help you get started with this topic.

Please understand that due to capacity reasons, the ISB cannot act as a partner agency for Erasmus+ projects.

If you are looking for support in assessing international course offerings for teacher training events, our [information sheet on quality criteria for teacher training will certainly be helpful](#).

We have created an [explanatory video for you on the partner search on the ESEP platform](#) (German), in which we explain the basic functions and methods that will make your search easier.

We wish you much success in your search for suitable partners

The Erasmus+ team of the ISB

1. Platforms for partner search

The two previous partner-finding platforms – the School Education Gateway and eTwinning – have been merged into a new platform as part of the new program generation.

The name of the new platform is:

[European School Education Platform \(ESEP\)](#)

The requirements for use are:



You need a functioning EU login, which should be personalized (i.e., it should be in your name and not be sent to a functional email address) – you can find the page to [register for](#) the [EU login here](#). (Please also see the [information sheet](#) for this.)

Since the entry is currently a bit confusing, direct links to the important ESEP and eTwinning sections are provided here. You can use various filters to improve the quality of your results.



You will first be asked to log in to [the EU portal](#) using your login name.

Please note: select the correct authentication method when logging in – usually this is the “password method” at the beginning.

By default, a different method is often set –

So choose the correct one:

Choose your verification method


| | | |
|--|--|---|
|  | Password Authenticate to EU Login with only your password. |  |
|--|--|---|

[Partner search on ESEP](#)



<https://school-education.ec.europa.eu/en/networking/partner-finding>

To narrow down your search by valuable criteria, click the button ' *show filter* '. There you can further narrow down your search.

Search 

⋮ Show filters

Click here for [the explanatory video for partner search on the ESEP platform](#)

[Search for specific people](#)

<https://school-education.ec.europa.eu/en/networking/people>




This search is also available with filter functions for destination country, school types, etc. – please click on the function ' *show filters* ' on the right side of the search bar.

[Search for specific educational institutions or organizations](#)

<https://school-education.ec.europa.eu/en/networking/schools-organisations>

Here, too, there is the valuable filter function on the right side of the search bar, which allows you to narrow down your search according to different criteria.

Schools & Organisations

Search 

⋮ Show filters

2. Contacting accredited institutions via the project platform

Immediately after accreditation, the EU Commission publishes the so-called *project cards* of active schools, which contain the contact details of the participating schools.

These can be easily found in the project database called *European Projects Results Platform* filter, select and, if desired, download as an Excel list.

We have also created an [explanatory video for you on how to find a partner on the ESEP platform](#).

Links to the facility search via the project platform:

[List of Accredited Institutions in Europe \(School Education - KA-120 SCH\)](#)

For vocational education and training, the accredited institutions can also be found in the EPRP project results platform:

[List of Accredited Institutions in Europe \(Vocational Education and Training – EPRP\)](#)

To do this, proceed as follows:

1. Follow the links provided, where school or vocational training is preselected, i.e. only results from the respective educational program are displayed.
2. If necessary, set the correct translation of the website into German at the top right.
3. Set additional search criteria in the left sidebar, e.g.: nation, accreditation status (accredited), year of activity, regions, type of accreditation (partner institution), etc.
4. Search online for the results that interest you and contact them using the contact details displayed
5. If necessary, export an Excel list with the hits.
6. In the Excel spreadsheet, note columns "K" and "L." By pressing CTRL+F (with the Excel window active), you can search for cities and towns in column L, for example, and then select the link to the Project Card from column K. This card displays all important contact information.

It can be worthwhile to contact specific institutions in regions of interest to you directly.

Usually, after the first joint projects with partners, the network effect is so large that it will become less and less difficult to find new partners over the course of the project years.

We wish you much success in your search for partners and in the implementation of your projects.

contact person

The [ISB Erasmus+ team will be happy to help you](#) – please contact us if you have any questions!

For school education: Bernd Schwarz & Kathrin Vogt
erasmusplus-schulbildung@isb.bayern.de, (089) 2170 – 2244 or -2466

For vocational training: Robert Stolzenberg & Andreas Heidenreich
erasmusplus-berufsbildung@isb.bayern.de, (089) 2170 – 2220 or -2376



Further information

Below you will find the links for a more intensive introduction to the topic of Erasmus+

1. The ISB's Erasmus+ information portal gives you an initial introduction to the possibilities of Erasmus+

<https://www.erasmusplus.bayern.de/>



2. Bavarian teachers who are interested in participating in Erasmus@ISB (mobility consortium in cooperation with the ISB) and would like to learn more about this type of access can find the link to the special mebis course for this opportunity here.

You can obtain the access password upon request from the contact persons listed above.

<https://lernplattform.mebis.bayern.de/course/view.php?id=1164471>

